



FORLAND S1

FULLY ELECTRIC 10FT TRUCK

HDB ELIGIBLE | \$40,000 REBATE | 2.7 TON PAYLOAD



Up to 340 kilometres of Range



Spacious & Premium Cabin



Rear Dual Wheel Setup



Liquid-Cooled CATL Battery



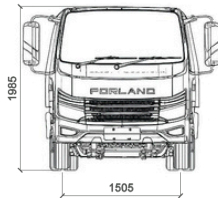
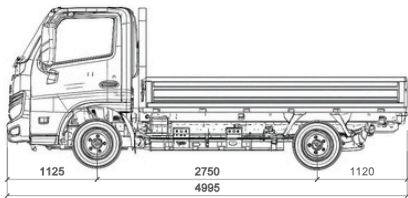
Large Cargo Deck (Up to 16 Pax)



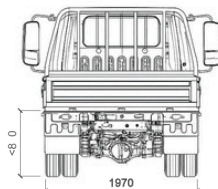
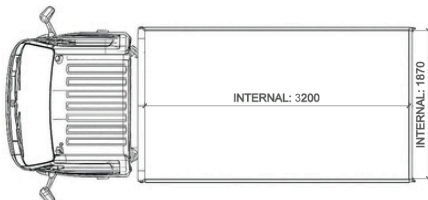
HDB Season Parking from \$80

TECHNICAL SPECIFICATIONS

Powertrain & Chassis					
Max Power (kW)	100		Battery Capacity (kWh)	63.75	
Max Torque (Nm)	270		Battery Type	CATL	
Suspension (Front)	Leaf Spring w/ Shock Absorber		Battery Cooling	Liquid	
Suspension (Rear)	Leaf Spring w/ Shock Absorber		Tyre (Front)	185R15LT (Single)	
Brake System	Electric Dual Circuit ABS		Tyre (Rear)	185R15LT (Dual)	
Secondary Brake System	Regenerative Braking System		Brake Type	Disc/Drum	
Performance			Weight		
Turning Radius (m)	5.5		Gross Vehicle Weight (kg)	4,500	
Range (km)	300		Unladen Weight (kg)	1,800	
Charge Speed (Max)	DC 65kW / AC 11kW		Payload (kg)	< 2,700	
Charge Time (20 - 80%)	DC 35mins / AC 4hrs		Max Axle Rating (F/R) (kg)	2,000 / 3,500	
Interior / Exterior				Dimensions	
Seats (Driver + Passengers)	1 + 2	Reverse Camera	Yes	Dimensions (mm)	4,995 (L) x 1,970 (W) x 1,985 (H)
Daytime Running Lights	Yes	Infotainment/ Instrument Cluster	10" Touchscreen / 12"	Wheelbase (mm)	2,750
Fog Lamps (F/R)	Yes	Speed Limiter	60 km/h	Bed Dimensions (mm)	3,200 (L) x 1,870 (W) x 360 (H)



FORLAND



SKYLINK

1 Bukit Batok Crescent
Wcega Plaza #08-52/53
Singapore 658064

www.skylink.com.sg

Contact: (65) 9233 5858

1. These specifications are subject to change without prior notice, please contact our sales representatives for detailed specification and equipment.

2. Actual specifications and colours may vary from illustration.